

Skagit 18' & 20' Models



20' Skagit shown with options

Rugged and agile, who says you can't have it all?

The new Wooldridge Skagit model is the latest evolution of quintessential Wooldridge design with its tough looking rugged squared bow, classic Wooldridge lines and relentless durability! The name alone conjures up images of true Pacific Northwest tradition and might. A perfectly fitting description for this robustly engineered hull with four generations of boat building experience! Don't allow this tough guy on the block intimidate you. This Woolly jet boat features the exclusive Wooldridge jet tunnel which enhances agility and corners on a dime! Let's not forget our unique tunnel design allows for the shallowest running outboard jet boats on the market! What's more is the overly done super-structure designed to combine tight fit cross beams, and gusseting with its heavier duty bottom that makes this boat as rigid as a tank! A wide 72" bottom for balance, tracking, planing, and straight-up load hauling and you have an incredibly versatile machine that a wide audience from government agencies to hunters and fishermen are sure to appreciate! The new Wooldridge Skagit model is offered with inboard or outboard power in 18' and 20' lengths. Go online or call today to check them out!

BOAT SPECIFICATIONS

| | | |
|----------------------------|--------|--------|
| Length | 18' | 20' |
| Length Over All Beam | 20'5"* | 20'10" |
| Interior floor width | 93" | 93" |
| Side Height** | 76" | 76" |
| Interior Side Height | 34.5" | 34.5" |
| Bottom Width Bottom | 26" | 26" |
| Gauge | 72" | 72" |
| Side Gauge | .190" | .190" |
| Weight (open) | 1,325. | 1,425 |
| Weight (w/windshield) Fuel | 1,400 | 1,500 |
| Tank | 50gal. | 50gal. |
| Max Prop H.P. | 115 | 140 |
| Max Jet H.P. | 200 | 250 |
| Deadrise at Transom | 10° | 10° |
| Deadrise at Bow | 14° | 14° |

*with welded stable pods

**option 30" low side



20' Skagit Windshield

Wooldridge
Est. 1915

206.722.8998
info@wooldridgeboats.com
www.wooldridgeboats.com

Factory / Showroom
1303 S 96th. St.
Seattle, WA 98108-5011



Skagit STANDARD FEATURES

- ° Limited Lifetime Hull Warranty to original buyer
- ° Fully welded under-floor structure support
- ° Reinforced impact chine
- ° Exclusive Wooldridge jet tunnel
- ° Extended bottom trim plate
- ° Built-in, under-floor aluminum fuel tank, baffled
- ° Secondary fuel feed off tank for kicker fuel
- ° Meets USCG standards
- ° Diamond plate floors
- ° Full-length, welded side trays with marine carpet
- ° Port and starboard side Stable Pods - 18' hull
- ° Stand-up gunnels with toe kick
- ° Rod grippers in side trays
- ° Full-width, self-bailing transom shelf
- ° UV-treated vinyl exterior graphic
- ° Welded bow and stern eyes
- ° Welded Sport rails
- ° Walk-around gunnels with non-slip
- ° Storage under front step deck
- ° Fuel/water separator
- ° 6-switch power source with sealed fuses
- ° LED navigation / running lights
- ° 12V Power Plug
- ° Dual USB/USB-C charger plug
- ° 1,250 GPH bilge pump
- ° Electric horn
- ° Backlit fuel gauge
- ° Large two piece walk-through windshield with glass (windshield model only)
- ° Recessed self-bailing diamond plate bow deck (windshield model only)
- ° Windshield wiper for driver's side (windshield model only)
- ° All-welded dashboard
- ° Dash mounted cable steering system
- ° Two Navi High-Back upholstered boat seats (windshield model only)
- ° Two all-welded aluminum lockable dry storage boxes (windshield model only)



20' Skagit Windshield*




20' Skagit Windshield*



20' and 18' Skagit shown with agency options*



20' Skagit Windshield*



20' Skagit Center Console*

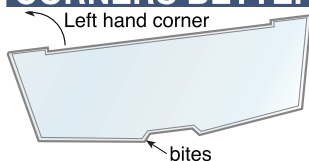


20' Skagit shown with agency options*


*All boats pictured contain optional equipment

Wooldridge Boats exclusive jet tunnel offers the best in shallow water running and handling in challenging river running conditions. The tunnel allows the jet foot to be raised for protection, a clean water feed and ram effect. It also provides traction for controlled and predictable performance in tight quarters.

CORNERS BETTER



RUNS SHALLOWER



Wooldridge
www.wooldridgeboats.com

